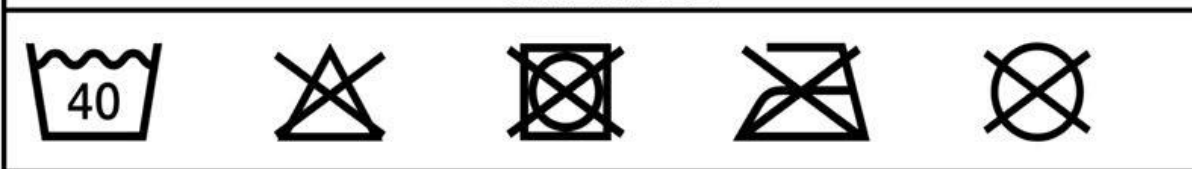




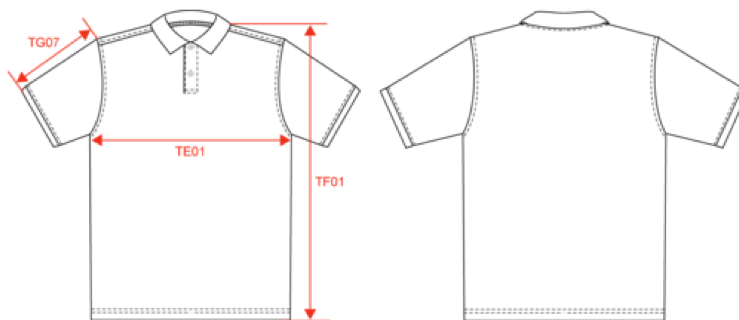
GUIDE DES TAILLES

TAILLE	TOUR DE POITRINE (CM)	TAILLE	TOUR DE POITRINE (CM)
9/11 ANS	81	S	94
		M	101
		L	109
XS	86	XL	116
		XXL	127

CARE LABEL

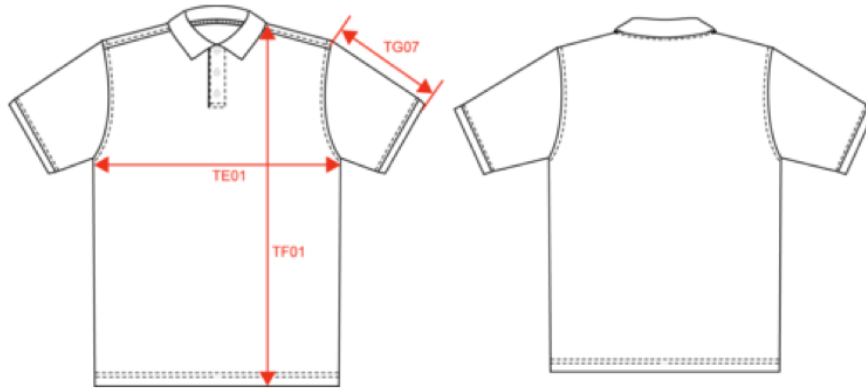


Dimensions (cm)



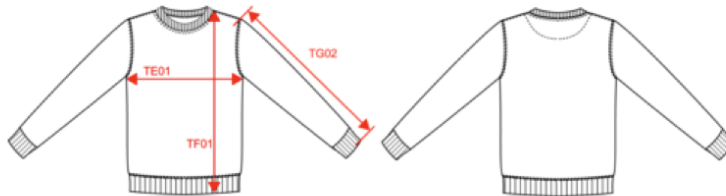
Mesures en cm	4/6	6/8	8/10	10/12	12/14
TE01 - 1/2 largeur poitrine à 1.5cm de l'emmanchure	34.70	36.40	39.00	42.50	46.00
TF01 - Hauteur totale de l'HSP	45.15	49.95	54.75	59.55	64.35
TG07 - Longueur manche courte	12.45	14.55	16.75	19.05	21.35

Dimensions (cm)



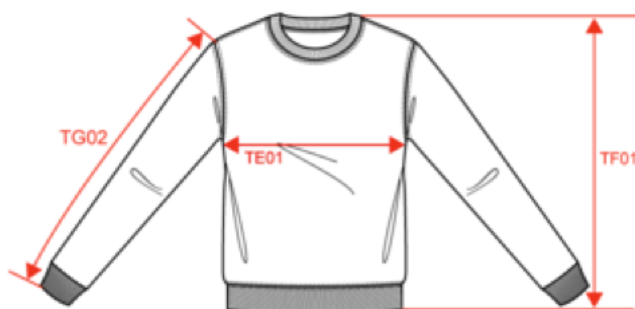
Mesures en cm	S	M	L	XL	XXL
TE01 - 1/2 largeur poitrine à 1.5cm de l'emmanchure	50.00	53.00	56.00	59.00	62.00
TF01 - Hauteur totale de l'HSP	70.00	72.00	74.00	76.00	78.00
TG07 - Longueur manche courte	22.75	23.50	24.25	25.00	25.75

Dimensions (cm)

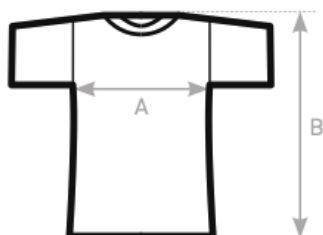


Mesures en cm	4/6	6/8	8/10	10/12	12/14
TE01 - 1/2 largeur poitrine à 1.5cm de l'emmanchure	35.00	38.00	41.00	44.00	47.00
TF01 - Hauteur totale de l'HSP	44.50	49.50	54.50	59.50	64.50
TG02 - Longueur manche longue	37.00	41.00	45.00	49.00	53.00

Dimensions (cm)

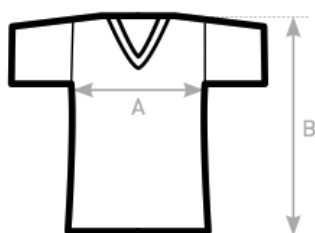


Mesures en cm	XS	S	M	L	XL	XXL
TE01 - 1/2 largeur poitrine à 1.5cm de l'emmanchure	49.00	52.00	55.00	58.00	61.00	64.00
TF01 - Hauteur totale de l'HSP	69.00	71.00	73.00	75.00	77.00	79.00
TG02 - Longueur manche longue	59.00	60.50	62.00	63.50	65.00	66.50



SIZES [CM]

B&C EXACT 190 /KIDS TK 301	1/2	3/4	5/6	7/8	9/11	12/14
A HALF CHEST	-	33	36	39	42	45
B BODY LENGTH FROM NECK POINT	-	43	46	51	56	63



SIZES [CM]

B&C #E190 TU 03T	XS	S	M	L	XL	2XL	3XL	4XL	5XL
A HALF CHEST	47	50	53	56	59	62	65	70	75
B BODY LENGTH FROM NECK POINT	68	70	72	74	76	78	80	82	84